
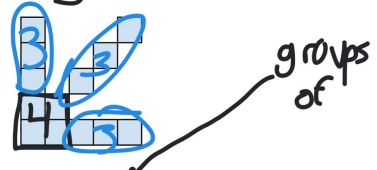
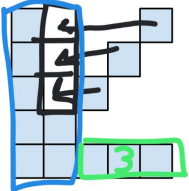
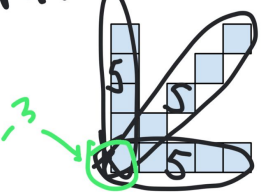


Dot Talk Routine

Prompt	Action
How many dots do you see?	Show dot pattern. Give thinking time.
What answers do you have?	Record different answers.
How did you see it?	Write student's name and record strategy using symbols and/or pictures.
How can you see it differently?	Repeat recording of strategies with other students.
What do you notice about the different strategies?	Make connections among strategies.

An important goal of a dot talk is for students to compose and decompose numbers in flexible ways. The recording process using symbols is important in this process. The connections the teacher explicitly makes between the dots and symbols when recording students' strategies during a dot talk invite students to apply composing and decomposing skills in more robust ways than dot arrangements.

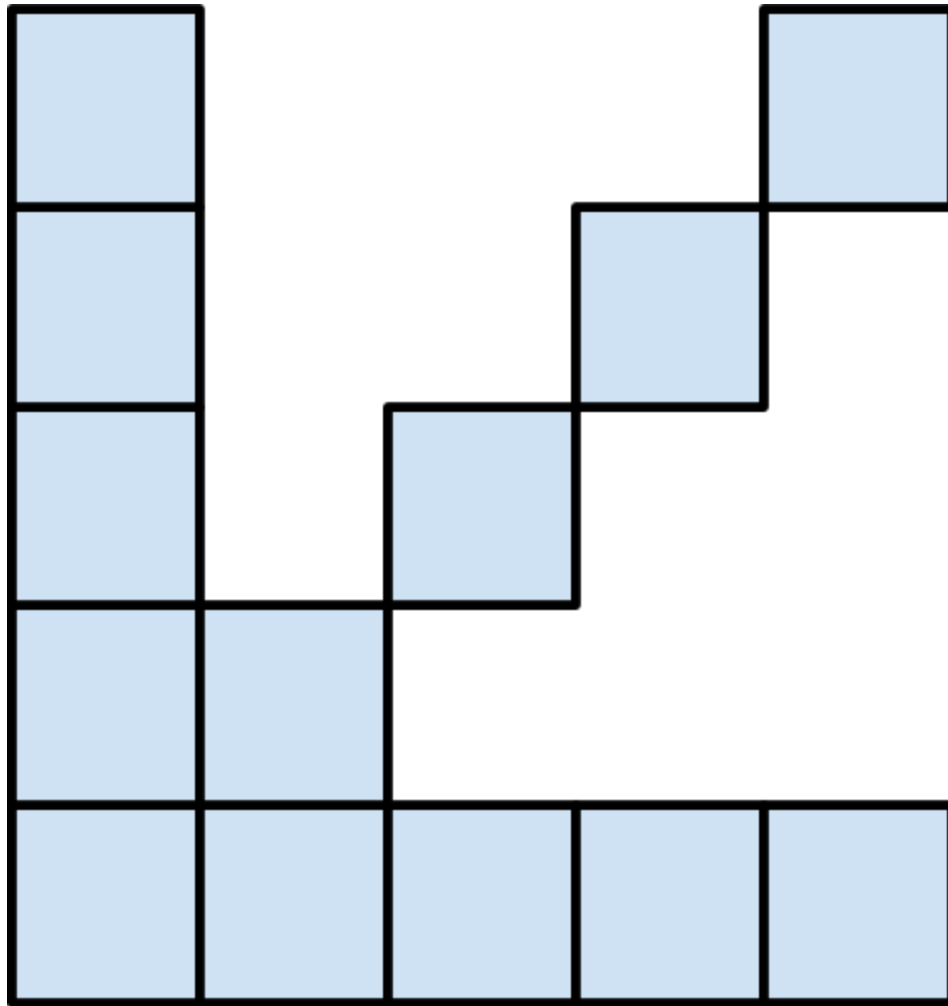
Anticipate Student Strategies and Practice Recording Their Thinking

<p style="text-align: center;"><u>Strategy 1</u></p> <p>Katherine</p>  $4 + 4 + 5$ $\swarrow \quad \searrow$ $4 + 9$ $\swarrow \quad \searrow$ 13	<p style="text-align: center;"><u>Strategy 2</u></p> <p>Dorothy</p>  <p style="text-align: right;">groups of</p> $4 + 3 \cdot 3$ $\swarrow \quad \searrow$ $4 + 9$ $\swarrow \quad \searrow$ 13
<p style="text-align: center;"><u>Strategy 3</u></p> <p>Mary</p>  $2 \cdot 5 + 3$ $\swarrow \quad \searrow$ $10 + 3$ $\swarrow \quad \searrow$ 13	<p style="text-align: center;"><u>Possible mistake</u></p> <p>Paul</p>  $3 \cdot 5 - 3$ $\swarrow \quad \searrow$ $15 - 3$ $\swarrow \quad \searrow$ 12

What connections do you anticipate students making among these strategies?

Sample Dot Talk

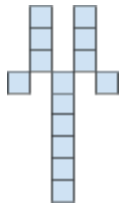
How many squares do you see? How do you see them?



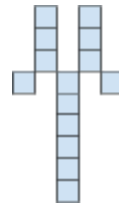
Dot Talk A Preparation Guide – START HERE

Anticipate Student Strategies and Practice Recording Their Thinking

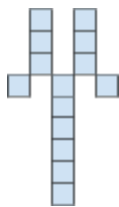
Strategy 1



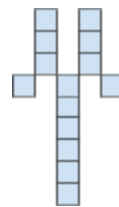
Strategy 2



Strategy 3



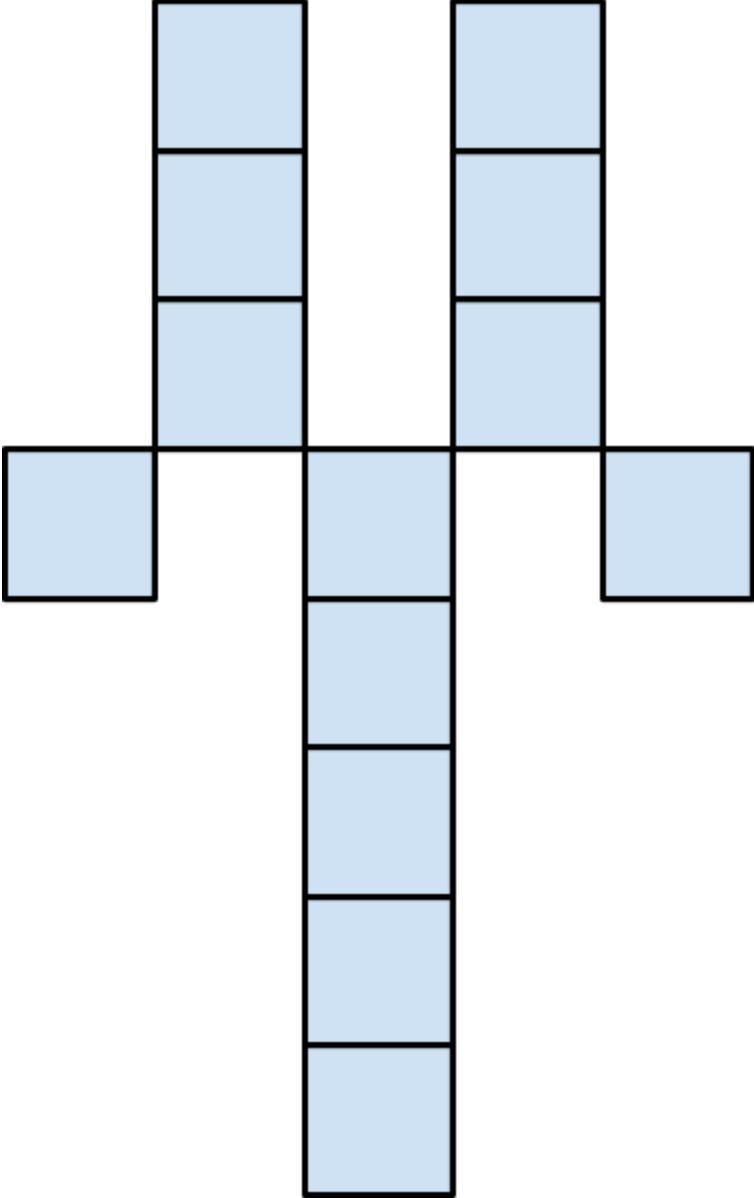
Possible mistake



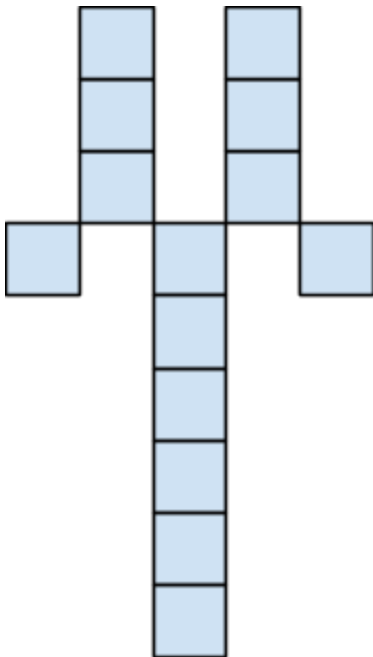
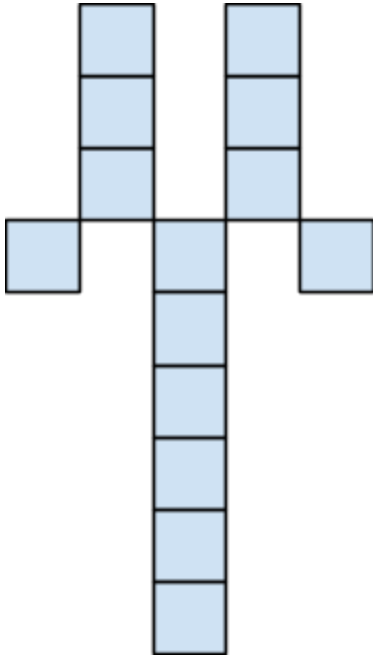
What connections do you anticipate students making among these strategies?

Show this image.

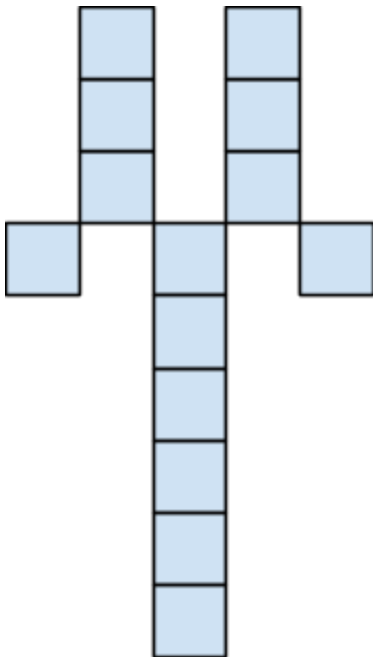
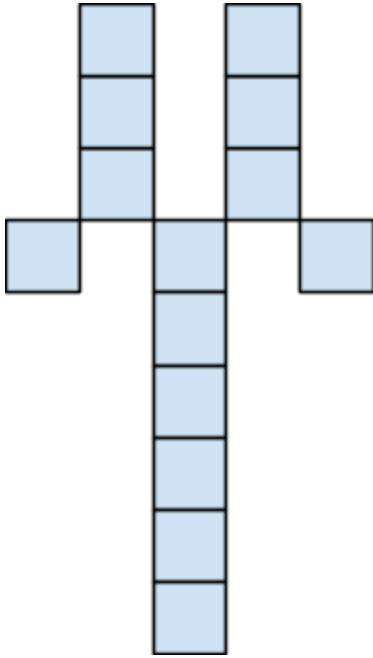
Say: *How many squares do you see? How do you see them?*



Use these pages to record student strategies.




Use these pages to record student strategies.




Dot Talk B Preparation Guide – START HERE

Anticipate Student Strategies and Practice Recording Their Thinking


Strategy 1




Strategy 2



Strategy 3



Possible mistake




What connections do you anticipate students making among these strategies?



Dot Talk B Presentation Page 1

Show this image.



Say: *How many flowers do you see? How do you see them?*



Use this page to record student strategies.




Use this page to record student strategies.




Dot Talk C Preparation Guide – START HERE

Anticipate Student Strategies and Practice Recording Their Thinking


Strategy 1




Strategy 2



Strategy 3



Possible mistake

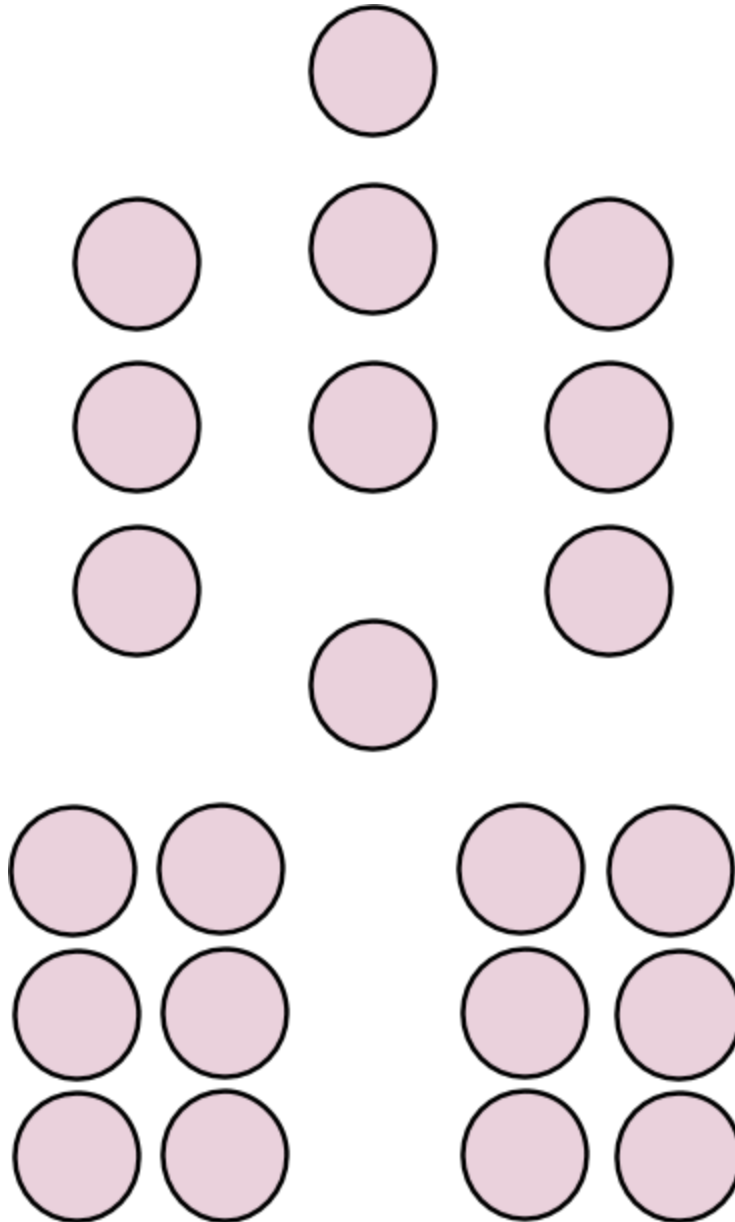


What connections do you anticipate students making among these strategies?

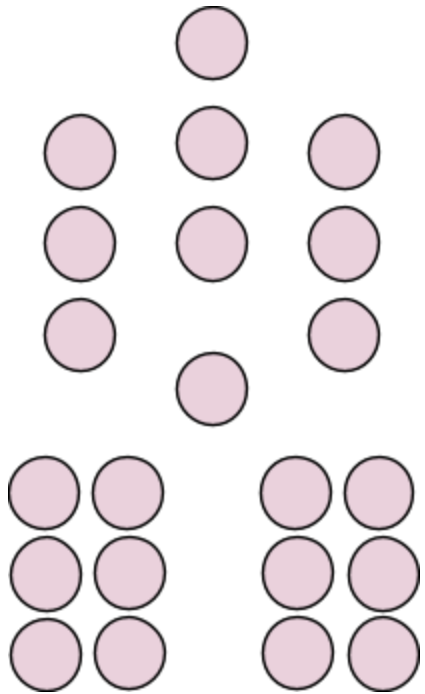
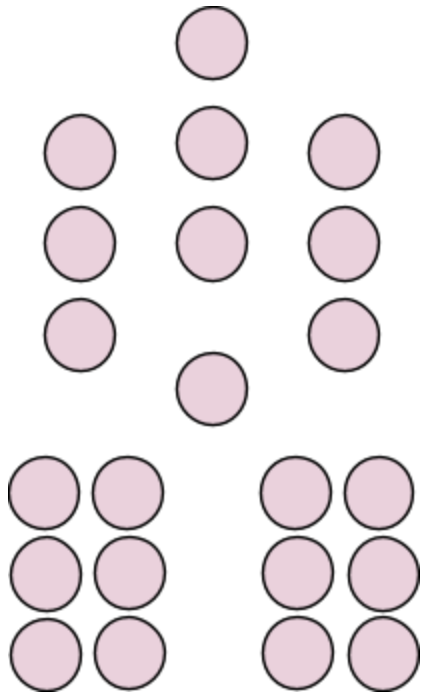
Dot Talk C Presentation Page 1

Show this image.

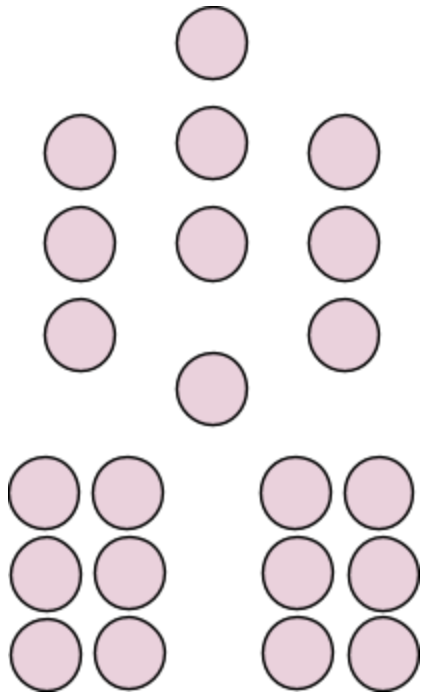
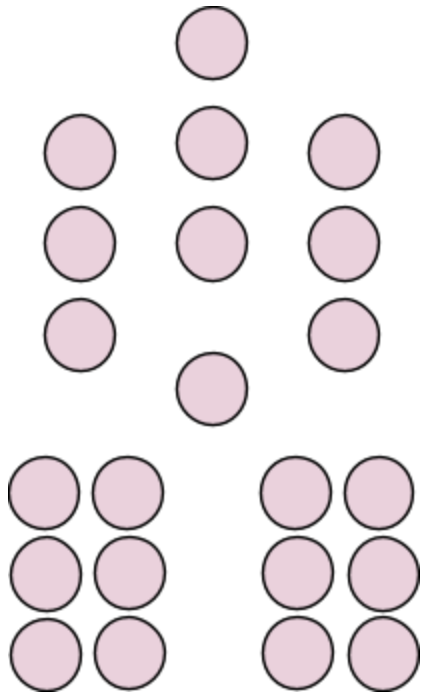
Say: *How many dots do you see? How do you see them?*



Use this page to record student strategies.



Use this page to record student strategies.



Dot Talk D Preparation Guide – START HERE

Anticipate Student Strategies and Practice Recording Their Thinking

Strategy 1




Strategy 2



Strategy 3




Possible mistake



What connections do you anticipate students making among these strategies?

Show this image.

Say: *How many cups of coffee do you see? How do you see them?*



Use this page to record student strategies.

Strategy 1



Strategy 2



Strategy 3

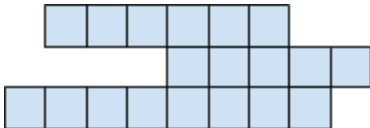
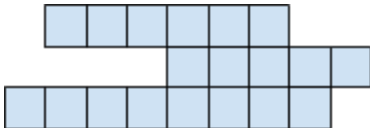
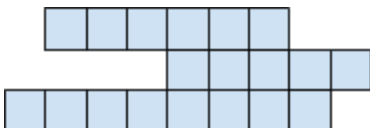
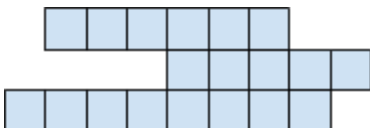


Strategy 4



Dot Talk E Preparation Guide – START HERE

Anticipate Student Strategies and Practice Recording Their Thinking

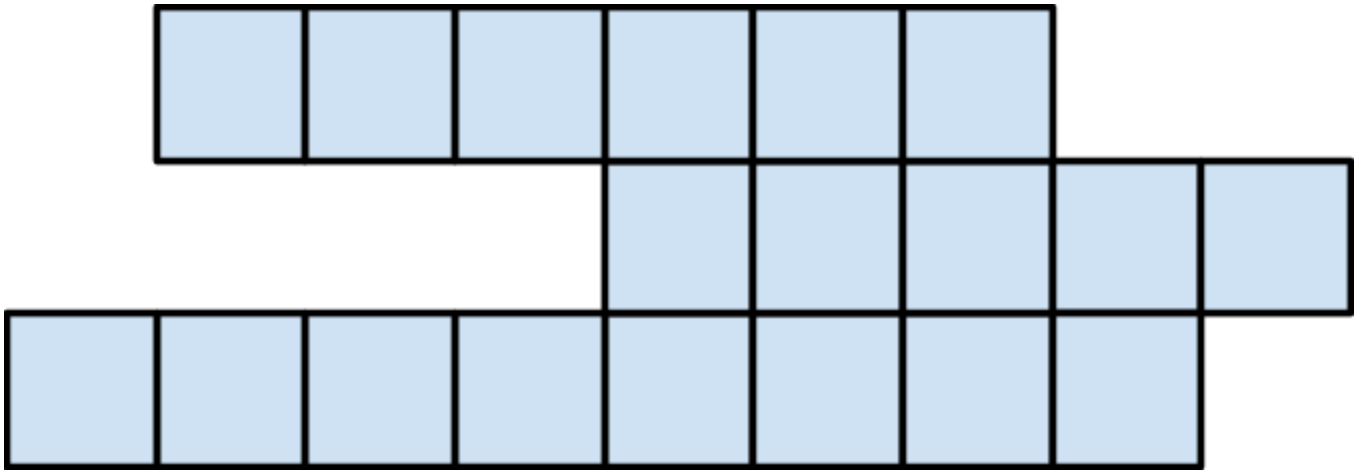
<p style="text-align: center;"><u>Strategy 1</u></p> 	<p style="text-align: center;"><u>Strategy 2</u></p> 
<p style="text-align: center;"><u>Strategy 3</u></p> 	<p style="text-align: center;"><u>Possible mistake</u></p> 

What connections do you anticipate students making among these strategies?

Dot Talk E Presentation Page 1

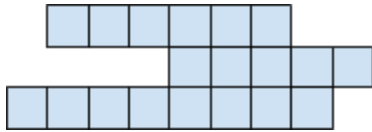
Show this image.

Say: *How many squares do you see? How do you see them?*

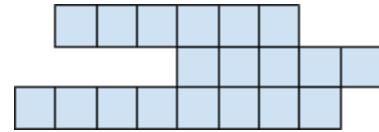


Use this page to record student strategies.

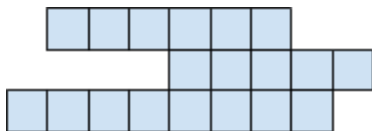
Strategy 1



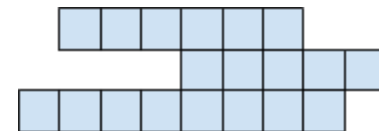
Strategy 2



Strategy 3



Strategy 4



Dot Talk F Preparation Guide – START HERE

Anticipate Student Strategies and Practice Recording Their Thinking

Strategy 1



Strategy 2



Strategy 3



Possible mistake



What connections do you anticipate students making among these strategies?

Dot Talk F Presentation Page 1

Show this image.

Say: *How many cups of coffee do you see? How do you see them?*



Use this page to record student strategies.

Strategy 1



Strategy 2



Strategy 3



Strategy 4

