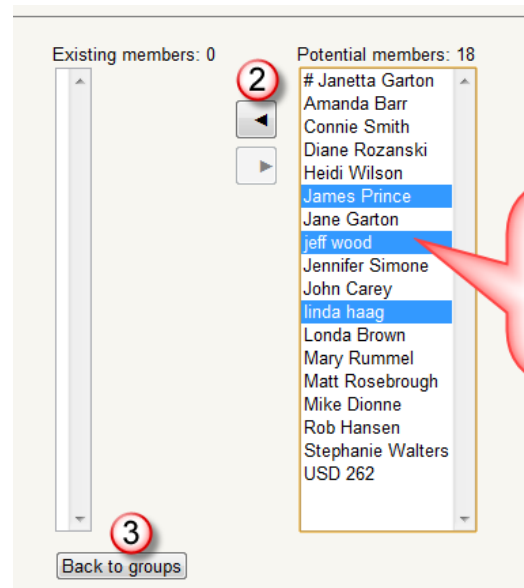
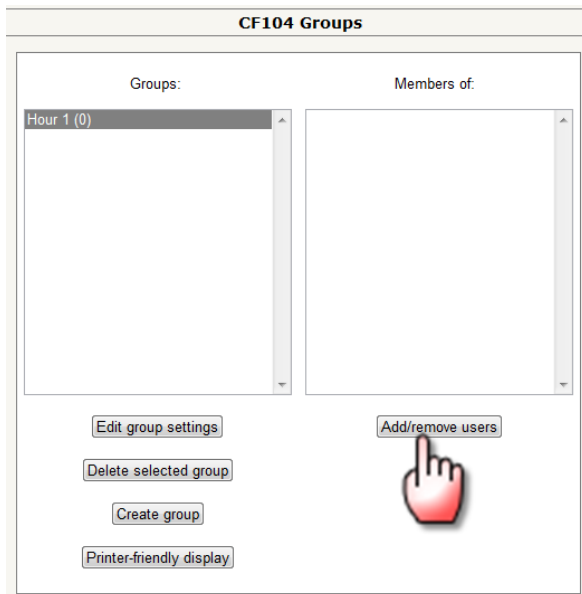
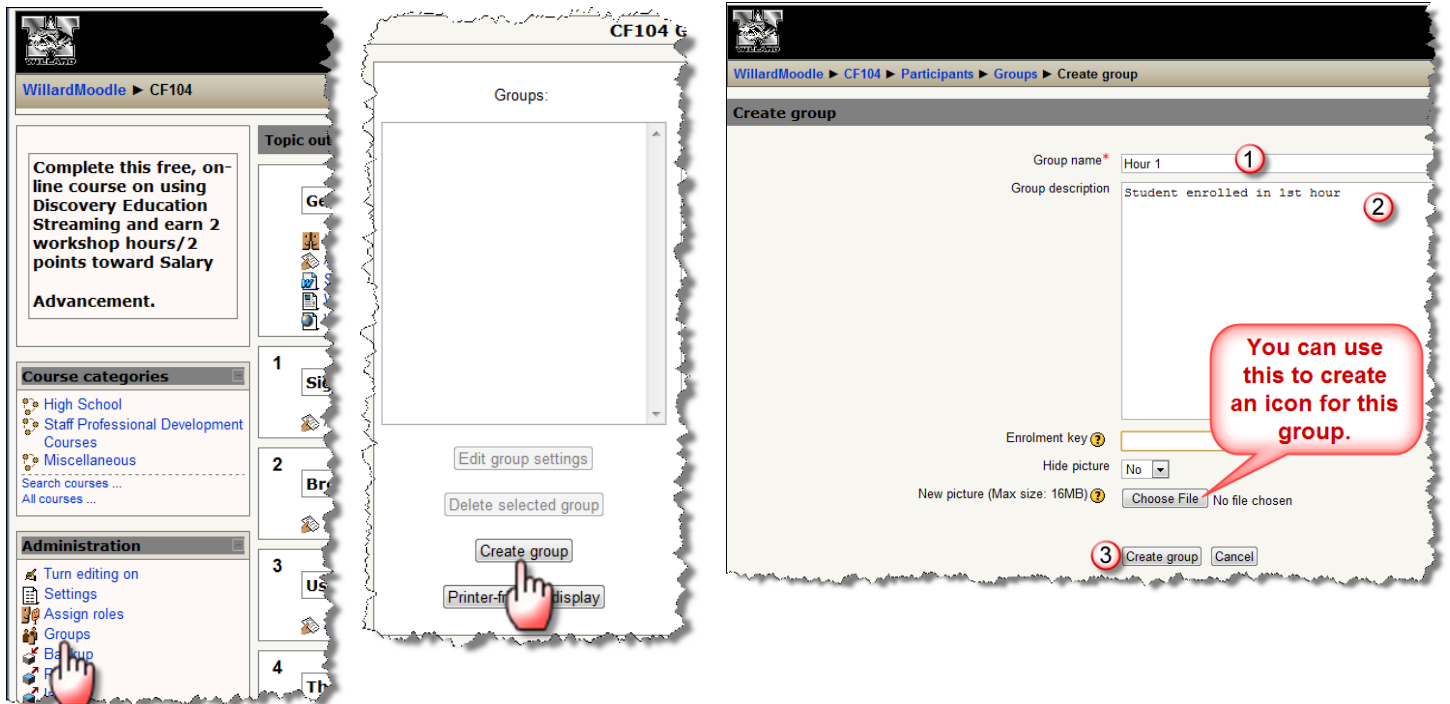


Moodle: Creating Groups

Groups can be used to cluster your students by the hour they attend your class, or for other arrangements. Groups can be set as Separate (each group can only see their own group, others are invisible) or Visible (each group works in their own group, but can also see other groups). You can utilize groups at the course level, or for individual activities in a course.



Janetta Garton • Willard R-II Schools



Activating Groups for the Course

The screenshot shows the 'Edit course settings' page in Moodle. The 'Groups' section is highlighted with two callouts. Callout 1 points to the 'Group mode' dropdown menu, which is open and showing options: 'No', 'Separate', and 'Visible'. Callout 2 points to the 'Force' checkbox, which is checked. Callout 3 points to the 'Save changes' button at the bottom of the page.

1 **No:** everyone is part of one big community
Separate: each group can only see their own group
Visible: each group works in their own group, but can also see (read-only) other groups.

2 **Yes:** all activities are group activities, regardless of individual activity settings.
No: individual activities are only group activities if they have been set to group mode.

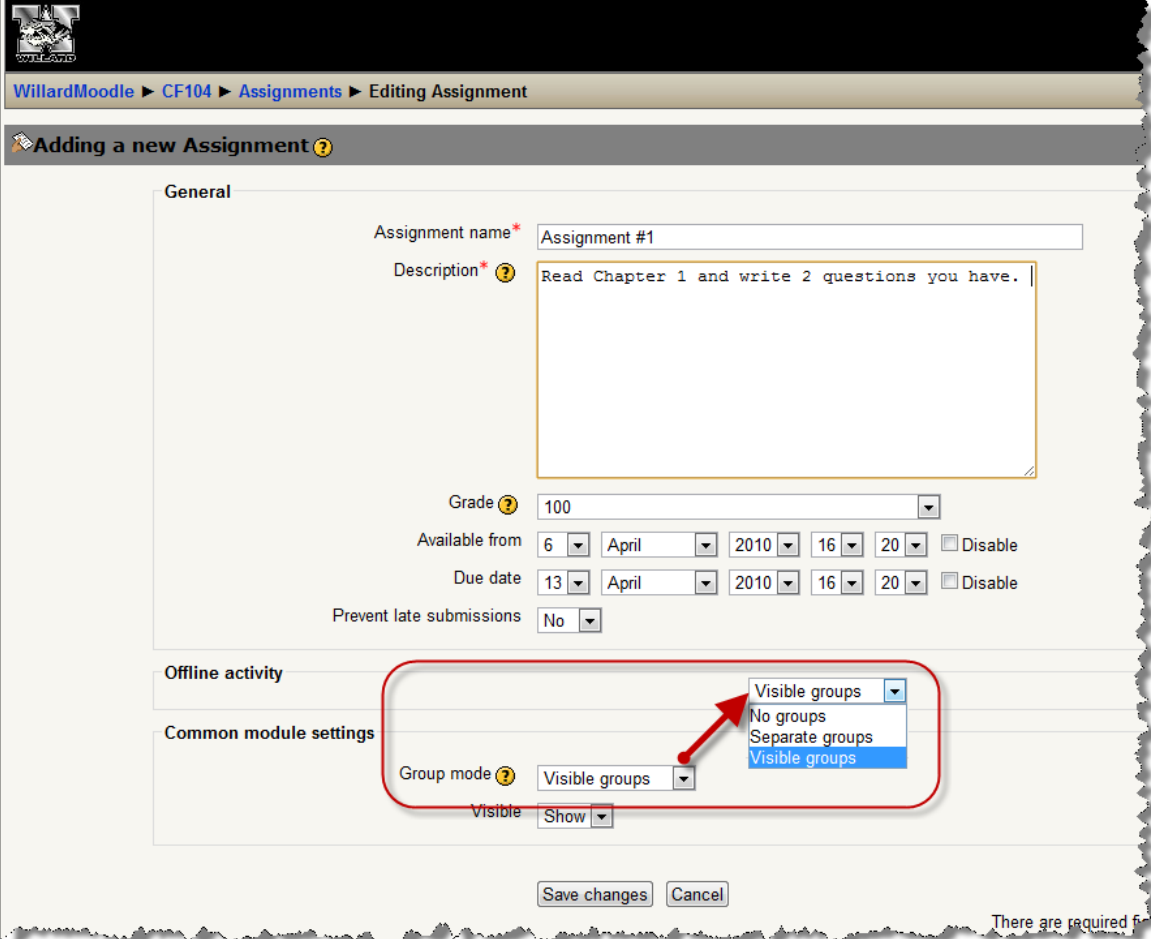
3 Save changes Cancel

There are required fields in this form marked*.



Activating Groups for an Activity

For activities that support groups (everything except Glossary and Lesson), you can choose no groups, separate groups, or visible groups to be applied just to that activity, not the entire course. If the course is set to “force group mode” then the setting for each activity is ignored.



The screenshot shows the Moodle interface for adding a new assignment. The breadcrumb trail is "WillardMoodle > CF104 > Assignments > Editing Assignment". The page title is "Adding a new Assignment". The form is divided into sections: "General", "Offline activity", and "Common module settings".

General

Assignment name* Assignment #1

Description* ? Read Chapter 1 and write 2 questions you have.

Grade ? 100

Available from 6 April 2010 16 20 Disable

Due date 13 April 2010 16 20 Disable

Prevent late submissions No

Offline activity

Common module settings

Group mode ? Visible groups

Visible Show

The "Group mode" dropdown menu is open, showing the following options: Visible groups (selected), No groups, Separate groups, and Visible groups. A red arrow points to the selected "Visible groups" option.

Buttons: Save changes, Cancel

Text: There are required f

