First we need to create a new query

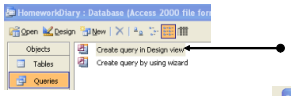

Remember? We will call it homework due

We will arrange the fields like this:

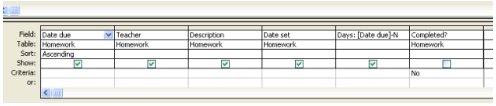

We don't need all of them and we don't need to show Completed? - why not? We will have a look at days in a second or two...

Apr 14-14:57

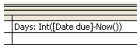

This query field is a calculated field called Days

We use the Date due field and subtrract today's date from it.

This gives us the number of days until it is due.

The Int() functions turns a fractional number into a whole one. For example

Int(45.6)

Is presented as:

46

Run the query to see if it works.

Apr 14-15:03

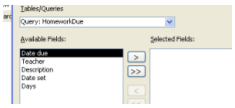

When you are sure your query works, try making a form using the wizard. A form can be based on a query as well as a table.

Choose tabular view

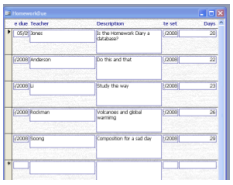

Your form looks like this can pretty it up

Apr 14-15:04

(c) 2008 Richard Jones Creative Commons 3.0 License (non-commercial share alike)

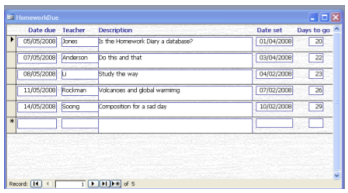

Date due	Teacher	Description	Date set	Days to go
05/05/2008	Jones	Is the Homework Diary a database?	01/04/2008	20
07/05/2008	Anderson	Do this and that	03/04/2008	22
08/05/2008	Li	Study the way	04/02/2008	23
11/05/2008	Rockman	Volcanoes and global warming	07/02/2008	26
14/05/2008	Soong	Composition for a sad day	10/02/2008	29

Here is a sample completed form. You could put a button in the form "footer" to close this form.

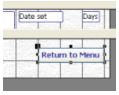

A good idea now is to make a Welcome form which allows you to open each of the two forms you now have in your Homework Diary System.

Apr 14-15:05

Apr 14-15:25

Apr 14-15:10

(c) 2008 Richard Jones Creative Commons 3.0 License (non-commercial share alike)